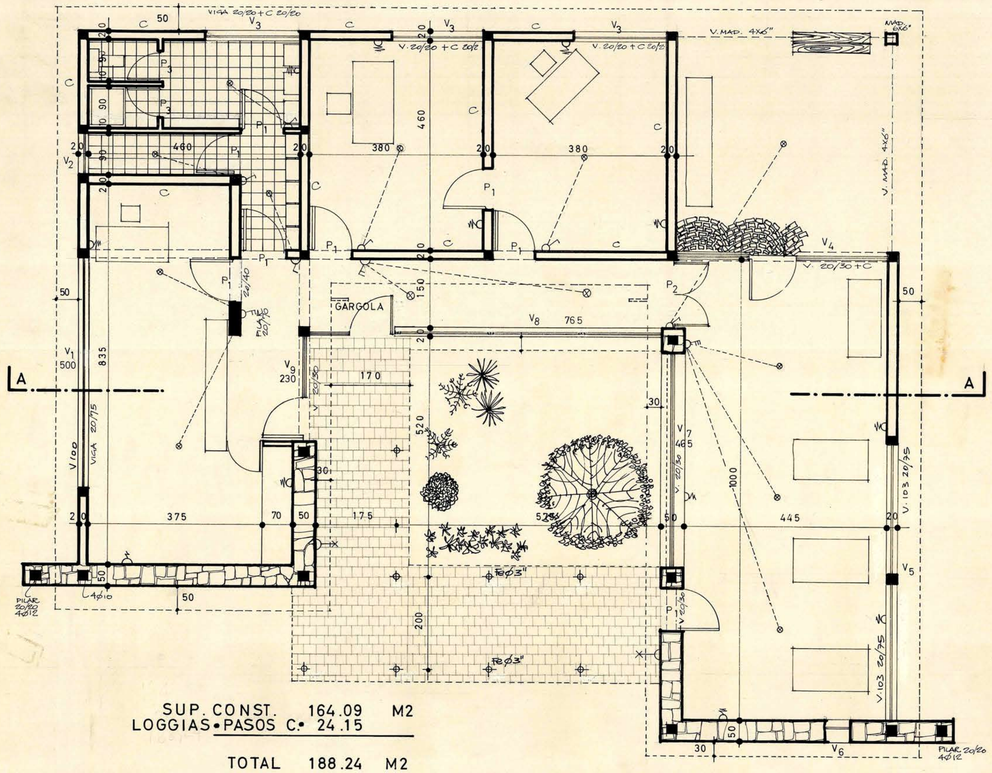

SUP. CONST. 164.09 M2
LOGGIAS • PASOS C.° 24.15

TOTAL 188.24 M2

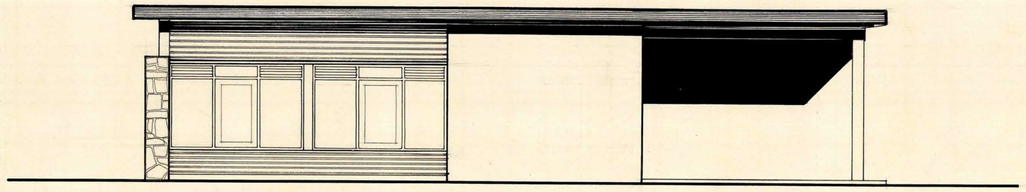

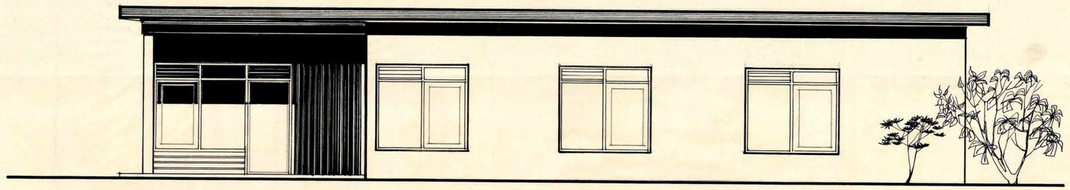

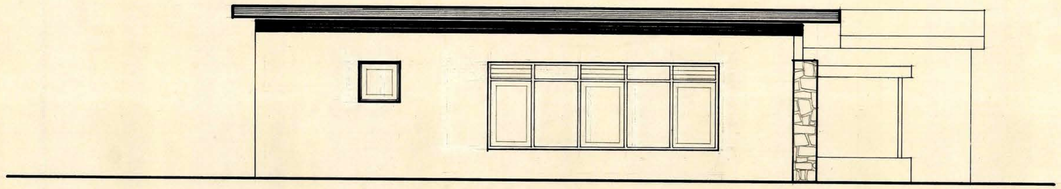

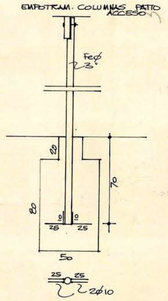

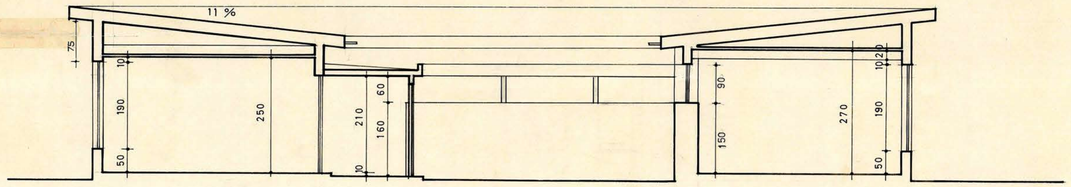

CORTE A-A



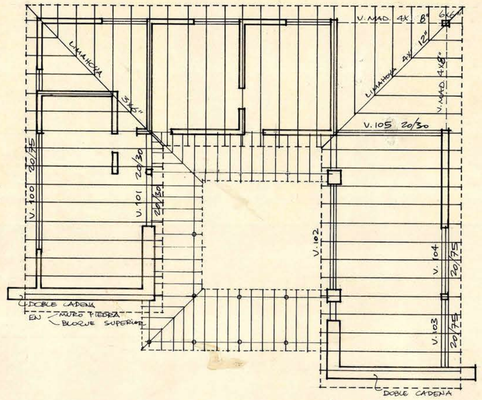

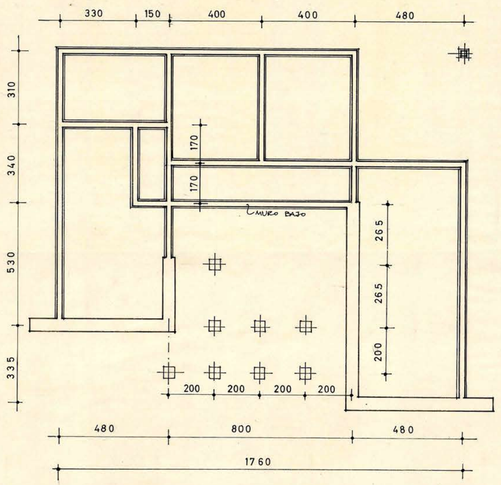

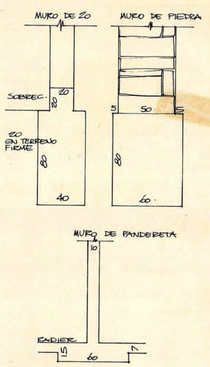

ENVIGADO

BANIGADO CIELO Y TECHO OFICINAS 2ϕ8" A 60
CORREDORES BANIG. TECHO 8X4" A 50 CM.
VIGAS SOPORTANTES 3X5"
COLUMNAS 2X2"
BANQUETAS ALTO 1.70 M. + CHORIZO
SUPERIOR 10/15 2ϕ10 ESTR. ϕ 6 A 20
SOBRECIMIENTO 20/20/120

VIGA 100 20/75. 2ϕ10, 4ϕ8, 2ϕ12, L=9.00 M. ESTR. ϕ6 A 20

VIGA 101 20/60 2ϕ10, 2ϕ8, 2ϕ12, L=5.00 M.

VIGA 102 20/35 ESTR. ϕ6A20 2ϕ10, 4ϕ12 < 2 RECTAS L=7.00 M. < 2 PUENTES L=8.00

VIGA 103-104 20/75 ESTR. ϕ6A20 2ϕ10, 4ϕ8, 2ϕ12 L=6.60 M.

VIGA 105 20/30 ESTR. ϕ6 A 20 2ϕ10, 2ϕ12, L=5.60 M.

FUNDACIONES

PILARES EN MUROS DE PIEDRAS 20×20 4ϕ12 cal. 60-72
" " BLOQUES " 4ϕ12 " " "

Contrato 1709
14-1-63

- 1 AGO 1962

MINISTERIO DE OBRAS PUBLICAS DIRECCION DE ARQUITECTURA ARCHIVO

E M B A L S E P A L O M A

CAMPAMENTO DE TECNICOS EMPLEADOS Y OBREROS

MINISTERIO DE OBRAS PUBLICAS DIRECCION DE ARQUITECTURA DEPTO DE URBANISMO

ARQUITECTO PROYECTISTA C. MARTNER	DIBUJANTE V. CALVO	JEFE DEL DEPTO. J. HONOLD	
OFICINAS	PLANTA CORTE Y ELEVACIONES ENVIGADO DE TECHO Y FUNDACIONES	ESC. 1/50 ESC. 1/100	DE 1962

1,10 X 0,72