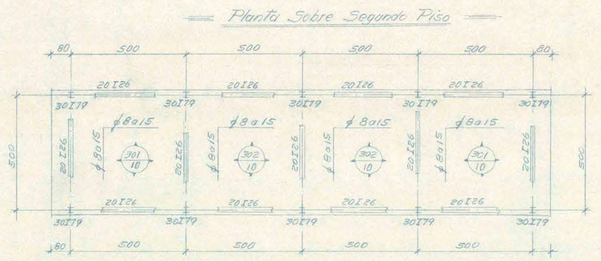
Planta Sobre Segundo Piso

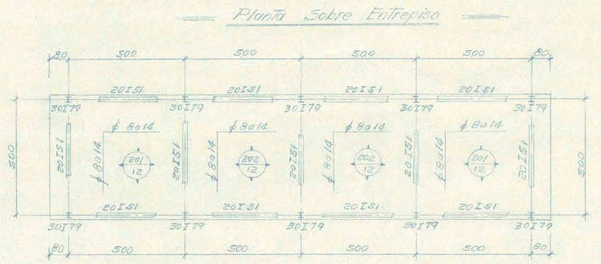
Planta Sobre Entrepiso

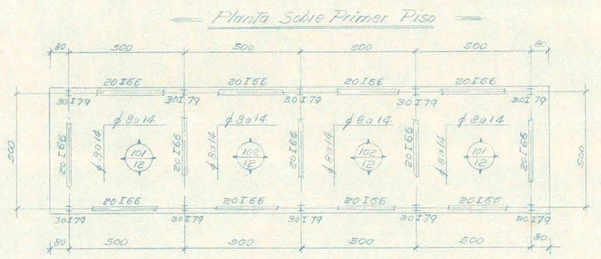
Planta Sobre Primer Piso

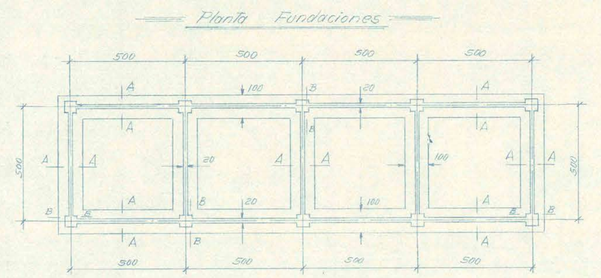
Planta Fundaciones

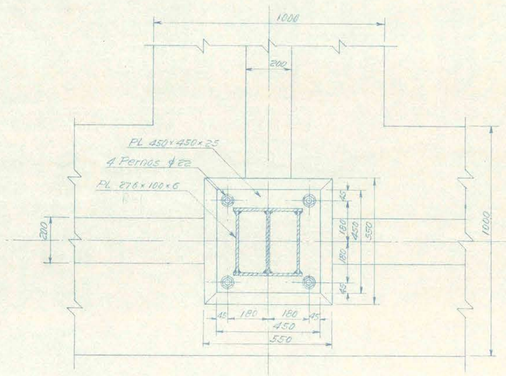
PL 450×450×25
4 Pernos ϕ 22
PL 276×100×6

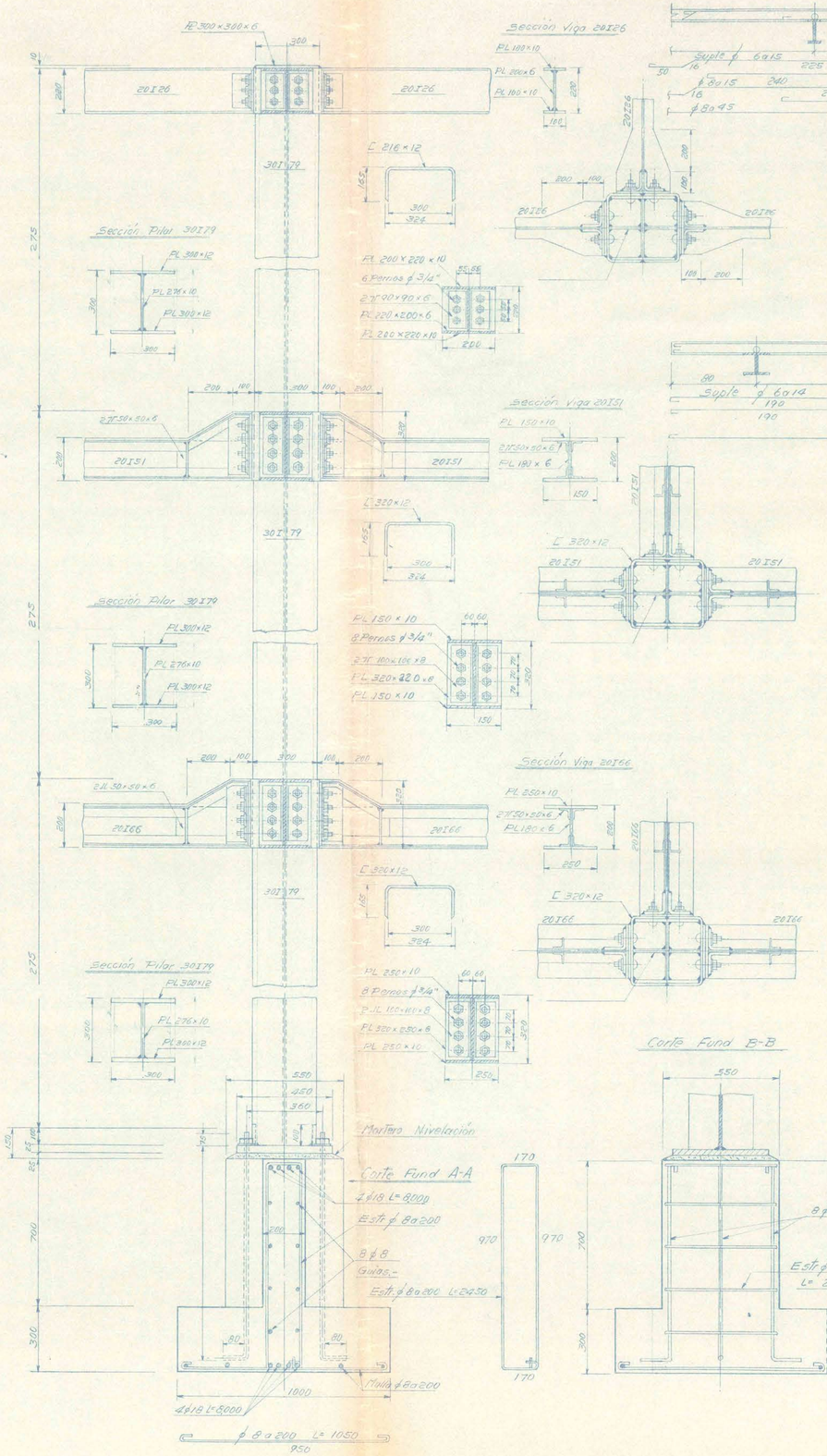
PL 300×300×6
Sección Viga 20I26
Sección Pilar 30I79
Sección Viga 20I51
Sección Viga 20I66
Corte Fund A-A
Mortero Nivelación
4ϕ18 L=8000
Estr. ϕ 8a200
B ϕ 8
Guías.-
Estr. ϕ 8a200 L=2450
Malla ϕ 8a200
ϕ 8 a 200 L= 1050
PL 200×220×10
6 Pernos ϕ 3/4"
PL 220×200×6
PL 200×220×10
PL 150×10
8 Pernos ϕ 3/4"
PL 320×320×8
PL 250×10
PL 250×250×8

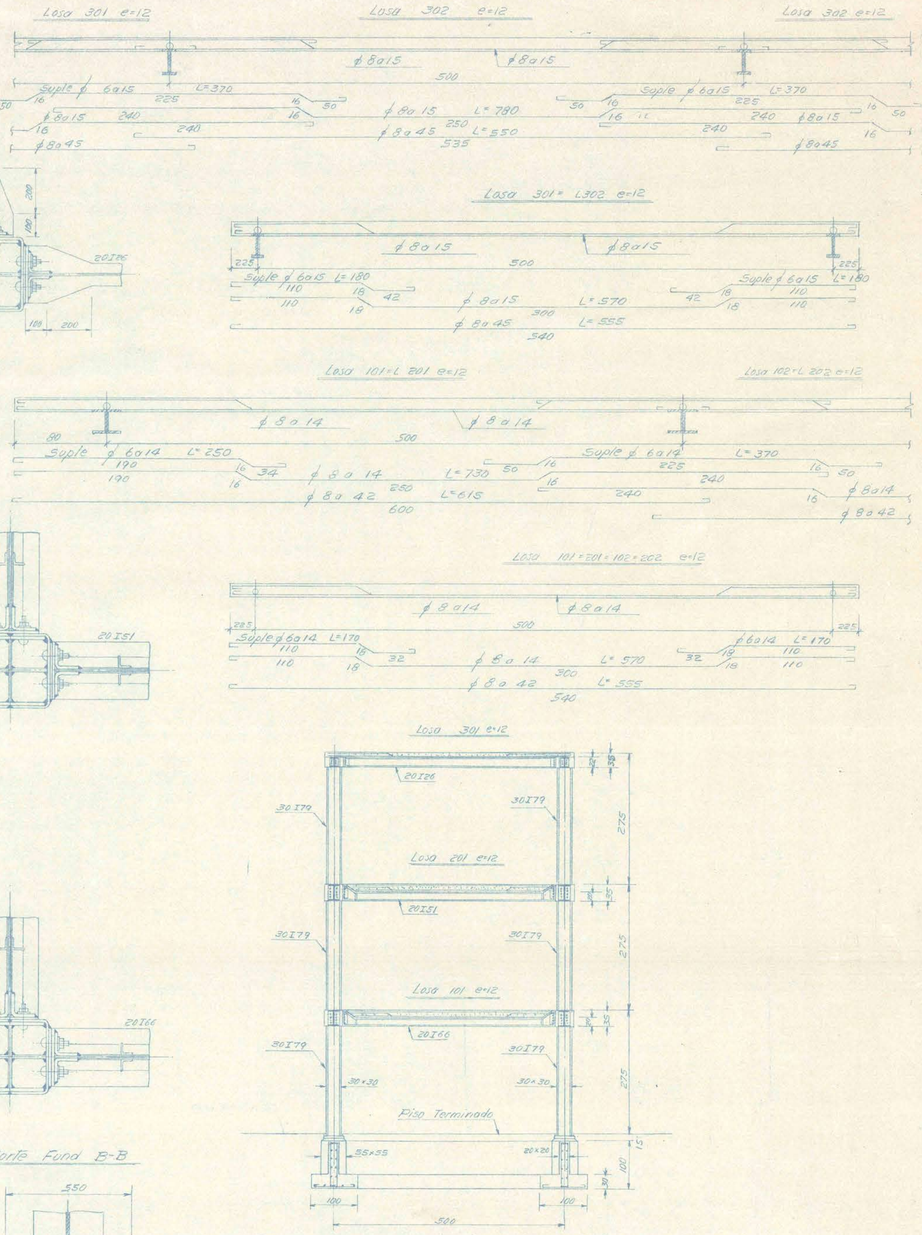
Losa 301 e=12
Losa 302 e=12
Losa 302 e=12
Losa 301 = L302 e=12
Losa 101 = L 201 e=12
Losa 102 = L 202 e=12
Losa 101 = 201 = 102 = 202 e=12
Losa 301 e=12
Losa 201 e=12
Losa 101 e=12
Piso Terminado
Corte Fund B-B
B ϕ16
Estr. ϕ 8a200
L= 2250

M. O. P.
REPUBLICA DE CHILE
AEROPUERTO DE SANTIAGO EN PUDAHUEL
OBRA: 195/2
PLANO DE: Cuerpo B-B
SECCION:
Planta: Fundación, Primer piso, Entrepiso y Segundo Piso y detalle Losas. Detalle de Pilar 30I79 y det. conexiones Vigas a nivel de piso.
LAMINA Nº: C 2-82
ESCALA: 1/100 1/50
FECHA: X-1960
DIB: APP
REV: S.A.S.
J. LARRAIN V. - O. LARRAIN E. - R. MULLER S.
ARQUITECTOS
S. ARIAS S. - W. VOGEL B.
INGENIEROS CIVILES
AIRWAYS ENGINEERING CORPORATION OF AMERICA
8 ABR 1961